

# Ballast compatibility list of OSRAM DULUX® LED

October 2019

## OSRAM DULUX® D/E

- OSRAM DULUX® D/E 18 LED 7W/830 230V HF G24q-2 3
- OSRAM DULUX® D/E 18 LED 7W/840 230V HF G24q-2 3
- OSRAM DULUX® D/E 26 LED 10W/830 230V HF G24q-3 4
- OSRAM DULUX® D/E 26 LED 10W/840 230V HF G24q-3 4

## OSRAM DULUX® L

- OSRAM DULUX® L 18 LED 7 W 830 HF 2G11 5
- OSRAM DULUX® L 18 LED 7 W 840 HF 2G11 5
- OSRAM DULUX® L 36 LED 18 W 830 HF 2G11 6
- OSRAM DULUX® L 36 LED 18 W 840 HF 2G11 6
- OSRAM DULUX® L 55 LED 24 W 830 HF 2G11 7
- OSRAM DULUX® L 55 LED 24 W 840 HF 2G11 7

# Ballast compatibility list of OSRAM DULUX® LED

August 2019

## Important notice:

The compatibility list is based upon testing conducted by the manufacturer in a lab simulated environment, and the result can vary in certain applications due to number of factors.

This document is for information purposes only and must be treated as reference only.

Applications and conditions of use are varied and beyond LEDVANCE control.

Prior to installation please read User instruction sheet which is included in the product packaging.

LEDVANCE does not accept any responsibility, warranty or liability when using ballasts not mentioned in the table.

All OSRAM DULUX® LED lamps can be operated directly on AC mains as well.

Compatibility test result will be updated on a regular basis. Please check the latest compatibility list at:










































[www.ledvance.com/ecg-compatibility](http://www.ledvance.com/ecg-compatibility)

# OSRAM DULUX® D/E 18 LED 7W/830 230V HF G24q-2

# OSRAM DULUX® D/E 18 LED 7W/840 230V HF G24q-2

 compatible

 not compatible

Brand	Model	EAN / Ref.no	Lamps on ballast	Compatibility with OSRAM DULUX® D/E 18 LED 7W 830/840 230V HF G24q-2
				Product EAN10 No. 4058075135208 4058075135222
OSRAM	EZ T/E 2x13/220-240	4008321675286	2	
	EZ T/E 1x18/220-240	4008321675224	1	
	EZ-T/E 1x13 / 220-240	4008321675262	1	
	QT-ECO 1X18-21 /220-240s	4050300794907	1	
	QT-ECO T/E 2x18/220-240	4050300803982	2	
	QTP-T/E 1x18, 2x18	4008321537065	1	
	QTP-T/E 1x18, 2x18	4008321537065	2	
Philips	HF-MATCHBOX		1	
	HF-P 1 18 PL-T/C III		1	
	HF-P 1/2 18 PL-T/C III	8711500881038	1	
	HF-P 1/2 18 PL-T/C III	8711500881038	2	
	HF-P 118 PL-L 220-240		1	
	HF-P 2 18 PL-T/C EII		2	
	HF-P 2 18 PL-T/C III	8711500881038	2	
	HF-R 118 PL-T/C EII	8718291176923	1	
	HF-R 218 PL-T/C EII	8718291176985	2	
	HF-R TD 218 PL-T/C EII 220-240	8711500913425	2	
	HF-S 1/2 18 PL-T/C II SR	8718291169635	1	
	HF-S 1/2 18 PL-T/C II SR	8718291169635	2	
HF-S 118 PL-T/C II SR	8718291169659	1		
HF-S 218 PL-T/C II SR	8718291169635	2		
Helvar	EL 1/2X18-42TCs	8595209937445	1	
	EL 1/2X18-42TCs	8595209937445	2	
Tridonic	PC 2X18 TC TOP	9006210446578	2	
	PC 1/2X18 TC PRO	9006210345598	1	
	PC 1/2X18 TC PRO	9006210345598	2	
	PC 1/2X18 TC PRO sr	9006210346137	1	
	PC 1/2X18 TC PRO sr	9006210346137	2	
	PC 1X18 TC TOP	9006210446509	1	
	PC 1X18-24W BASIC sl	9006210226910	1	
Vossloh-Schwabe	ELXc 218.881	183136	2	
	ELXc 218.871	188713	1	
	ELXc 218.871	188713	2	
	ELXc 118.879	183134	1	
	ELXs 121.901	188663	1	
	ELXs 121.904	188664	1	
b,a,g,	BCS 18.1-2Q-01/220-240	4046189025959	1	
	BCS 18.1-2Q-01/220-240	4046189025959	2	
TCI	MBQ 118/2	137968/118	1	
	MBQ 218/2	137968/218	2	
	BCC 121	137946HTC	1	

# OSRAM DULUX® D/E 26 LED 10W/830 230V HF G24q-3

# OSRAM DULUX® D/E 26 LED 10W/840 230V HF G24q-3

























 compatible  
 not compatible

Brand	Model	EAN / Ref.no	Lamps on ballast	Compatibility with OSRAM DULUX® D/E 26 LED 10W 830/840 230V HF G24q-3
				<b>Product EAN10 No.</b> 4058075135246 4058075135260
OSRAM	QTP-M 1x26-42	4008321329134	1	
	QTP-M 2x26-32	4008321329158	2	
	QT-ECO 1X26/220-240 S	4008321065971	1	
	QT-M 2x26-42/220-240 S	4008321110022	2	
	EZ-T/E 2x26/220-240	4008321675323	2	
	QTP-T/E 1x26-42,2x26	4008321537089	2	
	QTP-T/E 1x26-42,2x26	4008321537089	1	
Philips	HF-P 1 22-42 PL-T/C/L/TL5C EII	8711500913975	1	
	HF-P 2 22-42 PL-T/C/L/TL5C EII	8711500913999	2	
	HF-P 2 26 PL-T/C III	8711500881052	2	
	HF-P 1/2 26 PL-T/C III	8711500881052	1	
	HF-P 1/2 26 PL-T/C III	8711500881052	2	
	HF-S 1/2 26 PL-T/C II SR	8711500881052	1	
	HF-S 1/2 26 PL-T/C II SR	8718291169598	2	
	HF-S 226 PL-T/C II SR		2	
	HF-R TD 1 26-42 PL-T/C EII 220-		1	
	HF-Ri TD 2 26-42 PL-T/C E+	8718291241690	1	
	HF-R 2 26-42 PL-T/C EII	8711500880758	1	
	HF-Ri TD 1 26-42 PL-T/C E+	8718291241676	1	
HF-R 1 26-42 PL-T/C EII	8711500880765	1		
Vossloh-Schwabe	ELXc 142.876	188888	1	
	ELXc 142.876	188888	2	
	ELXc 242.877	188889	2	
	ELXc 142.872	188700	1	
	ELXc 142.872	188700	2	
	ELXc 126.906	188667	1	
b,a,g,	BCS42.1Q-01/220-240	10097535	1	
	BCS42.1/26.2Q-01/220-240	10097545	n/a	
	BCS42.1/26.2LS-01/220-240	10095045	n/a	
	BCS70.1/42.2Q-01/220-240	10097546	1	
	BCS70.1/42.2Q-01/220-240	10097546	2	
TCI	MBQ 142/2	137968/142	1	
	BCC 126	137949HTC	1	
	MBQ 242/2	137962/242	1	
	MBQ 226/2	137968/226	1	

# OSRAM DULUX® L 18 LED 7W/830 HF 2G11

# OSRAM DULUX® L 18 LED 7W/840 HF 2G11































 compatible  
 not compatible

Brand	Model	EAN / Ref.no	Lamps on ballast	Compatibility with OSRAM DULUX® L 18 LED 7W 830/840 230V HF 2G11
				Product EAN10 No. 4058075135369 4058075135383
OSRAM	Qti 1x14/24/21/39 GII	4008321383334	1	
	QTiSe 1x18/220-240	4050300775388	1	
	QTP-OPTIMAL 1X18-40	4008321873743	1	
	QTP-DL 1X18-24	4008321117861	1	
	Qti 1x14/24 DIM	4050300870922	1	
	Qti DALI 2X14/24 DIM	4050300870861	2	
	Qti 2x14/24/21/39 GII	4008321383396	2	
	QTiSe 2x18/220-240	4050300775401	2	
	QTP-OPTIMAL 2X18-40	4008321873767	2	
QTP-DL 2X18-40	4008321117885	2		
Philips	HF-P 118/136 TL-D II	8711500999641	1	
	HF-S 118/136 TL-D II	9137 130 321	1	
	HF-Pi 1 14/21/24/39 TL5 EII	9137 006 240	1	
	HR-R TD 118 TL-D EII		1	
	HF-Pi 2 14/21/24/39 TL5 EII	9137 006 242	2	
	HF-P 218/236 TL-D III	8711500999665	2	
	HF-S 3/418 TL-D II	9137130326	3	
	HF-S 3/418 TL-D II	9137130326	4	
Tridonic	PC 1/14-35/24/39 T5 PRO-MIp	22176182	1	
	PC 2X18 T8 TEC	87500256	2	
	PC 2/36/4X18 T8 TEC	87500260	4	
Vossloh-Schwabe	ELXC 140.862	188140	1	
	ELXC 240.863	188616	2	
	ELXC 236.208	188705	2	

# OSRAM DULUX® L 36 LED 18W/830 HF 2G11

# OSRAM DULUX® L 36 LED 18W/840 HF 2G11

 compatible  
 not compatible

Brand	Model	EAN / Ref.no	Lamps on ballast	Compatibility with OSRAM DULUX® L 36 LED 18W 830/840 HF 2G11
				Product EAN10 No. 4058075135406 4058075135420
OSRAM	QT 1X36 DIM	4008321645623	1	
	Qti 1x14/24/21/39 GII	4008321383334	1	
	Qti 1x14/24/21/39 GII	4008321383334	2	
	QTP-DL 1X36-40	4008321117908	1	
	QTP-DL 2X36-40	4008321117922	2	
	QTP-OPTIMAL 1X18-40	4008321873743	1	
	QTP-OPTIMAL 2X18-40	4008321873767	2	
Philips	HF-B 136/236 TLD EII 220-240	9137 001 928	1	
	HF-B 136 TLD EII 220-240	9137 001 926	1	
	HF-P 118/136 TL-DII		1	
	HF-S 118/136 TL-D II	9137 130 321	1	
	HF-Pi 1 14/21/24/39 TL5 EII 220-	9137 006 240	1	
	HF-B 136/236 TLD EII 220-240	9137 001 928	2	
	HF-Pi 2 14/21/24/39 TL5 EII 220-	9137 006 242	2	
	HF-P 218/236 TL-D III	91166400	2	
	HF-R TD 236 PL-L EII		2	
	HF-R 236 PLL EII 220-240	9137 006 200	2	
HF-S 336 TL-D II	9137 130 327	3		
Helvar	EL1X39/36ngn5	2050000258251	1	
	EL 2X39/36 ngn5	8595209930170	2	
Tridonic	PC 1/14-35/24/39 T5 PRO-MIp	22176182	1	
	PC 1/36 TCL PRO	87500507	1	
	PC 1X36 T8 TEC	87500258	1	
	PC 2/36 TCL PRO	87500518	2	
	PC 2X36/4X18 T8 TEC	87500260	2	
	PC 2X36 T8 TEC	87500259	2	
	PC 2X36 T8 TEC	87500116	2	
Vossloh-Schwabe	ELXC 140.862	188140	1	
	ELXC 240.863	188616	2	
	ELXC 236.208	188705	2	

# OSRAM DULUX® L 55 LED 24W/830 HF 2G11

# OSRAM DULUX® L 55 LED 24W/840 HF 2G11

 compatible

 not compatible

Brand	Model	EAN / Ref.no	Lamps on ballast	Compatibility with OSRAM DULUX® L 55 LED 24W 830/840 230V HF 2G11
				<b>Product EAN10 No.</b> 4058075260887 4058075260900
OSRAM	QTP-FC 1x55	4008321537041	1	
	QTP-DL 1x55 GII	4008321390158	1	
	QTP-OPTIMAL 1x54-58	4008321873729	1	
	Qti 1x35/49/80 GII	4008321383372	1	
	QT 2x55 / 230		2	
	QTP-DL 2x55 GII	4008321390172	2	
	Qti 2x35/49/80 GII	4008321658951	2	
	QTP-OPTIMAL 2x54-58	4008321880253	2	
Philips	HF-P 155 PLL EII 220-240	9137001922	1	
	HF-S 158 TL-D II	9137130322	1	
	HF-E 1/2 58 TL-D II	9137130409	1	
	HF-E 1/2 58 TL-D II	9137130409	2	
	HF-P 158 TL-D III IDC	9137130318	1	
	HF-S 154 TL5 II	9137130336	1	
	HF-P 154/155 TL5 HO/PL-L III IDC	9137130282	1	
	HF-Pi 1 28/35/49/54 TL5 EII 220-	9137006241	1	
	HF-B 158/258 TLD EII 220-240	9137001929	1	
	HF-B 158/258 TLD EII 220-240	9137001929	2	
	HF-S 258 TL-D II	9137130325	2	
	HF-P 258 TL-D III IDC	9137130319	2	
	HF-P 254/255 TL5 HO/PL-L III IDC	9137130283	2	
	HF-S 254 TL5 II	9137130337	2	
HF-S 258 TL-D II HT	9137006899	2		
	HF-Pi 2 28/35/49/54 TL5 EII	9137006243	2	
TRIDONIC	PC 1/55 TCL PRO	22176169	1	
	PC 1x58 T8 TEC	87500150	1	
	PC 1x54 T5 PRO IP	22185155	1	
	PC 1x58 T8 PRO Ip	22185215	1	
	PC 2/55 TCL PRO	22176233	2	
	PC 2x58 T8 PRO sl	22185218	2	
	PC 2x55 TCL PRO Ip	22185286	2	
		PC 2x58 T8 TEC	22176233	2
Vossloh-Schwabe	ELXc 155.378	188680	1	
	ELXc 180.866	188144	1	
	ELXc 254.865	188618	2	
	ELXc 280.538	188619	2	
bag	MLS80.1/54.2FR-11/220-240	1007 1609	1	
HELVAR	EL1x55s		1	
	EL1x55ngn5		1	
	EL2x55s		2	
BAG HUECO	BCS54.1FR-01/220-240		1	
	BCS58.1SR-01/220-240	10051002	1	
	BCS54.2FX-11/220-240	10077586	2	
	D58.1-23021 E	166082	1	
	D58.2-23021 E	166082	2	
TCI	BTLT 154	137998/154	1	
	BTLT 254	137999/54	2	